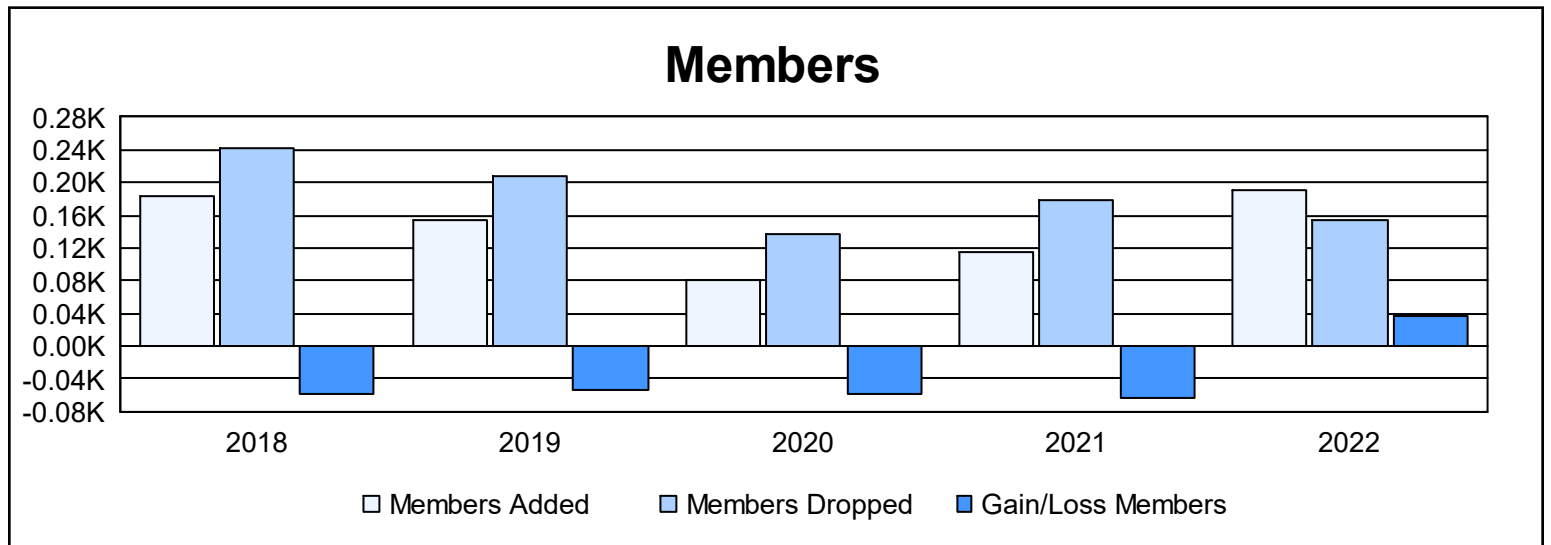
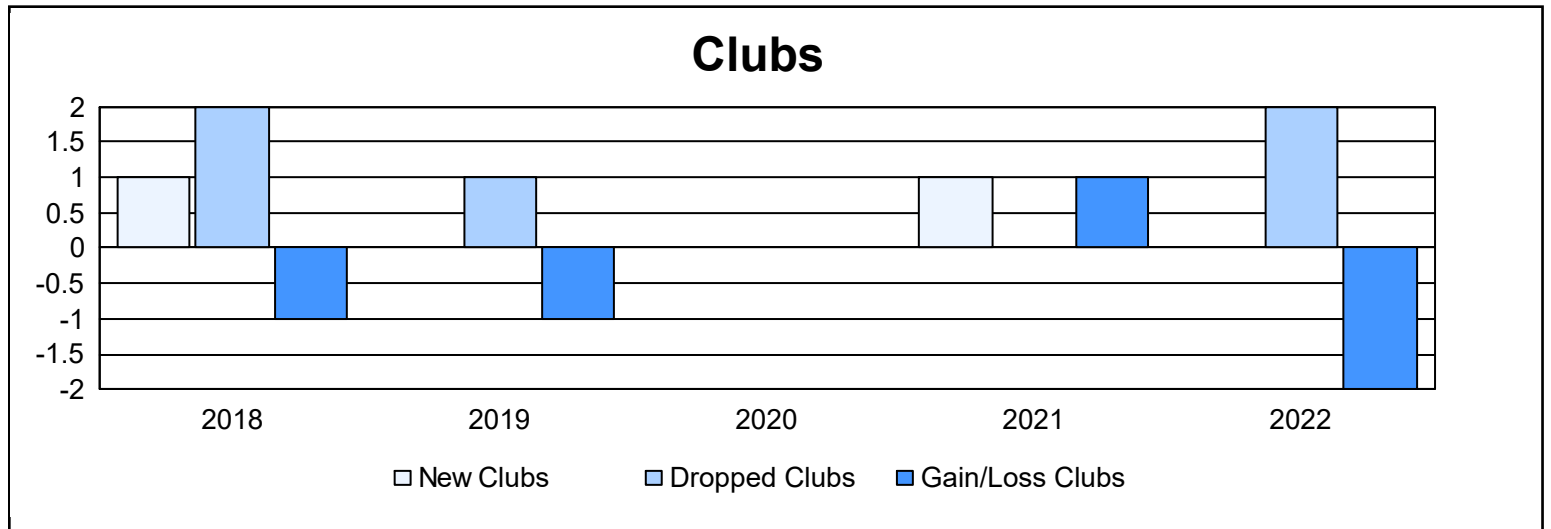
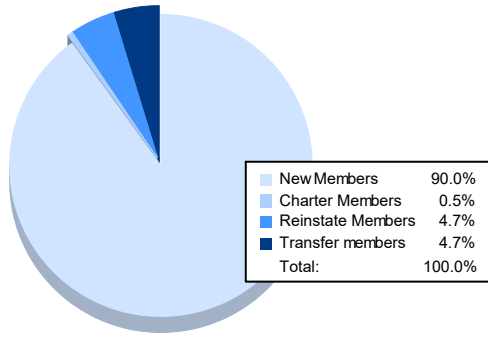


Year	New Clubs	Dropped Clubs	Gain/ Loss Clubs	New Members	Charter Members	Reinstate Members	Transfer Members	Total Member Added	Total Members Dropped	Gain/ Loss Members
2017-2018	1	2	-1	138	27	5	13	183	241	-58
2018-2019	0	1	-1	112	6	7	30	155	209	-54
2019-2020	0	0	0	72	0	4	4	80	138	-58
2020-2021	1	0	1	78	18	7	12	115	179	-64
2021-2022	0	2	-2	171	1	9	9	190	153	37
<b>Average</b>	<b>0</b>	<b>1</b>	<b>-1</b>	<b>114</b>	<b>10</b>	<b>6</b>	<b>14</b>	<b>145</b>	<b>184</b>	<b>-39</b>



### Membership Composition June 2022 Cumulative



### Gender Composition June 2022 Cumulative

